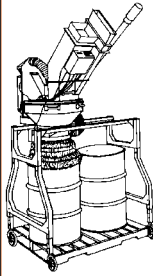
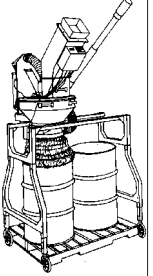
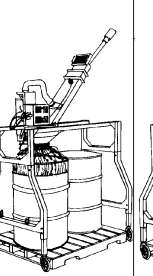
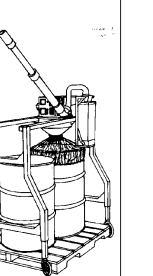
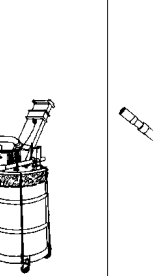
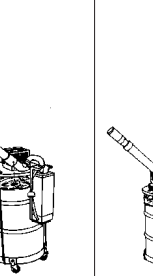



SPECIFICATIONS AND CRUSHING COST ESTIMATES

MODEL NO.							
FEATURE	RDA-55E	RHID-55E	RULC-55FDA-E	RLC-55FDA-E	ULC-55FDA-E	LC-55FDA-E	DC-30E (3)

BASIC MACHINE SPECIFICATIONS:

Width, Depth, Height in inch	54W, 36D, 100H	54W, 36D, 93H	54W, 36D, 54H	54W, 36D, 54H	24*24dia., 31H	24*24dia., 12H	20*20dia., 12H
Width, Depth, Height in meter	1.37, 0.91, 2.54	1.37, 0.91, 2.36	1.37, 0.91, 1.37	1.37, 0.91, 1.37	0.61*0.61d., 0.30H	0.61*0.61d., 0.30H	0.51*0.51d., 0.30H
Shipp. wght: pound; (kilogram)	600 lb; (272 kg)	550 lb; (250 kg)	375 lb; (170 kg)	350 lb; (159 kg)	110 lb; (50 kg)	75 lb; (34 kg)	75 lb; (34 kg)
Power: volt, ampere, hertz	115V, 15A, 50/60hz	115V, 15A, 50/60hz	115V, 4A, 50/60hz	115V, 4A, 50/60hz	115V, 4A, 50/60hz	115V, 4A, 50/60hz	12VDC, 7.7A
Normal container	55 gallon drum	55 gallon drum	55 gallon drum	55 gallon drum	55 gallon drum	55 gallon drum	30 gallon drum
Filter system	DHF-4DC	DHF-4DC	EF-24	EF-24	EF-24	EF-24	EF-24
Filter capacity, 4 foot tubes	3600	3600	2400	2400	2400	2400	2400
Hg emission, mg/cub.meter*	0.005 or less	0.005 or less	0.02 average	0.02 average	0.02 average	0.02 average	0.02 average
Flail motor horse power (hp)	1/3	1/3	1/6	1/6	1/6	1/6	1/14
Fan horse power (hp)	1/3	1/3	1/30	1/130	1/30	1/130	1/50

LAMP TYPES HANDLED:

Fluoresc. tubes, 8 ft or less	Yes	Yes	Yes (2)	Yes (1)	Yes (2)	Yes (1)	Yes (1)
"U" tubes, to 6" leg spacing	Yes		Yes		Yes		
Bulbs to 7.5" diameter	Yes	Yes					
Circular tubes to 16" diameter	Yes						

ESTIMATES AND CAPACITIES:


Cap., 4 ft tubes, normal container	900	900	900	900	800	800	300
Feed capacity, 4 ft tubes/minute	25	25	25	25	25	25	25
Flail life, number of 4 ft tubes	60000	60000	40000	40000	40000	40000	40000
Crushing cost per tube**	\$0.191	\$0.191	\$0.160	\$0.160	\$0.165	\$0.165	\$0.262
Tube volume reduced to:	17%	17%	19%	19%	19%	19%	27%

(*) OSHA threshold limit value for 8 hours of exposure (TLV) is 0.050 milligram (mg) per cubic meter.

(**) Includes labor, drum, filter, Poly-Sleeve and routine maintenance costs.

- (1) Optional 8 foot extension feed tube recommended for 8 foot lamps.
 - (2) Optional 8 foot extension feed tube and adapter recommended for 8 foot lamps.
 - (3) Also available as AC model (same power specification as LC-55FDA-E).
- OR Optional AC to DC Converter available to run DC-30E on 115 VAC.
Machine design and specifications are subject to change without notification.

OPTIONAL ACCESSORIES FOR MODELS RULC-55FDA-E, ULC-55FDA-E (For disposal of large diameter 4 & 8 ft. Power Groove Lamps).



FTPG conversion kit will enable both the RULC-55FDA-E and ULC-55FDA-E models to crush large diameter PGT-17 Power Groove tubes. The kit includes PVC Exhaust Duct (A), Feed Tube Adapter with gasket and sensor (B). A standard Extension Feed Tube (C) (not included in kit) FTGP-4, FTGP-8 is available in two sizes for disposal of T-12, 4 or 8 foot lamps. The TD-48 Trap door (D), Feed Tube press fits onto the standard feed tube, accepts T-12 and T-8 lamps only. The TDPG-48 Trap Door (E), also press fits onto the standard feed tube, accepts Power Groove, T-12 and feeds two T-8 lamps at once.